

Scaled data based on original data using
LM-79-08 Approved Method: Electrical and Photometric Measurements of Solid-
State Lighting Products

Test Report Prepared for
Cooper Lighting Solutions
(formerly Eaton)

Brand: STREETWORKS

Report Number: P648772

Luminaire Tested: **GLAN-SA2C-835-U-T1**

Issue Date: 1/4/2021

Test Information

Test Method: LM-79-08
Report Number: P648772
TEST IS SCALED FROM IESNA LM-79-08 TEST DATA (G3-2011-042-5)
Test Lab: INNOVATION CENTER
Issue Date: 1/4/2021
Manufacturer: COOPER LIGHTING SOLUTIONS (FORMERLY EATON)
Product Line: STREETWORKS
Catalog Number: GLAN-SA2C-835-U-T1
Description: GALLEON AREA AND ROADWAY LUMINAIRE
(2) 80 CRI, 3500K, 1050mA LIGHTSQUARES WITH 16 LEDS EACH AND TYPE I OPTICS
Light Source: -
Ballast/Driver: ELECTRONIC DRIVER

Summary

Lumens per Lamp: N/A
Luminaire Lumens: 11050.5 lumens
Efficiency: N/A
Efficacy: 102.3 lumens/watt
Luminous Opening: Rectangular (W 0.5' x L: 1' x H: 0')
IES Classification: Type I - Short
BUG Rating: B3 - U0 - G3

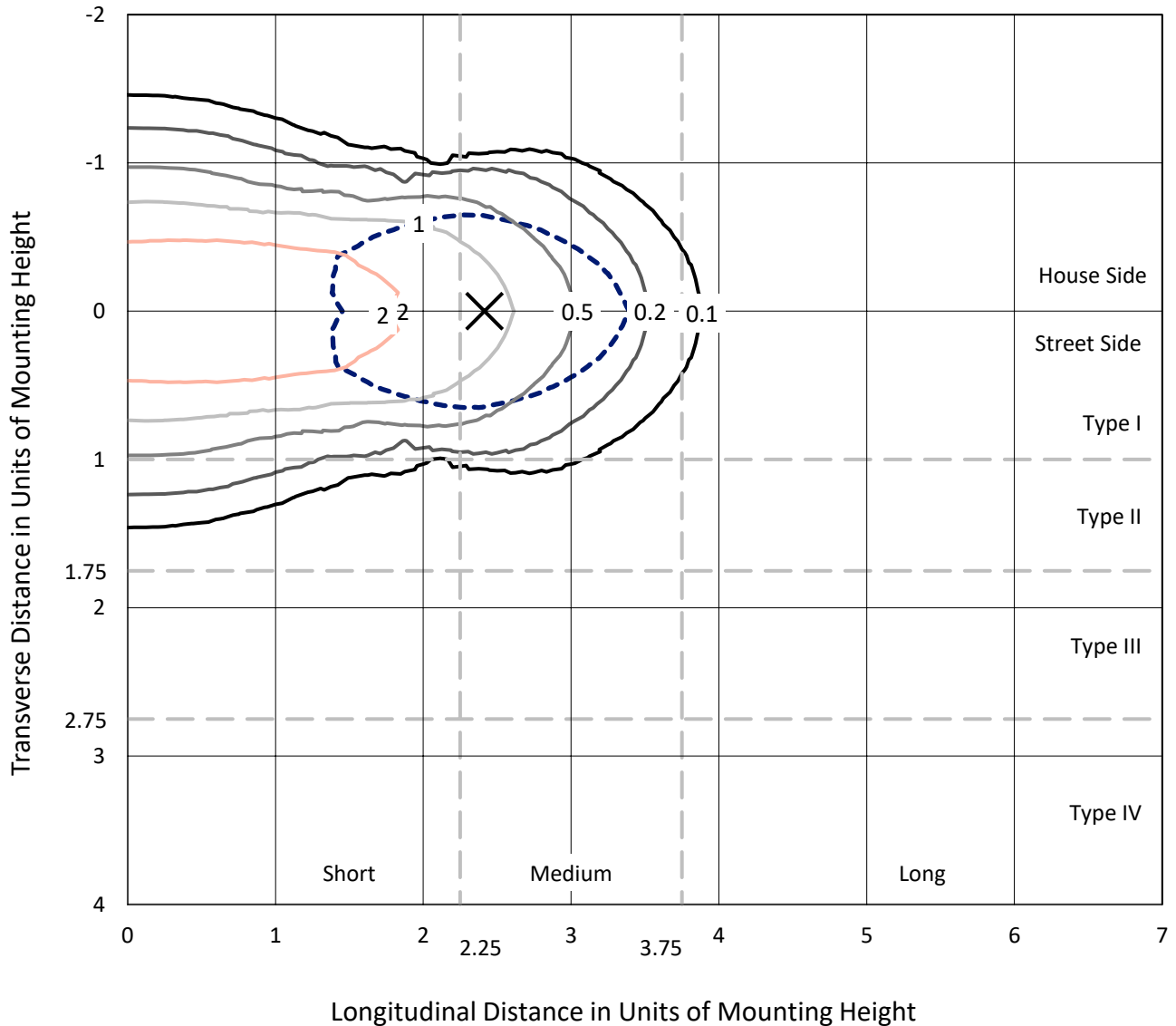
Input Watts (W): 108
Input Voltage (V): NR
Input Current (Ain): NR
Voltage Rise (V): NR
Power Factor: NR
Total Harmonic Distortion (THDi): NR
Frequency (hertz): 60
Stabilization Time: NR
Operation Time: NR
Ambient Temperature (°C): NR
Test Distance: 24 FT



REPORT NUMBER: P648772
 CATALOG NUMBER: GLAN-SA2C-835-U-T1

Iso-Footcandle Lines of Horizontal Illumination

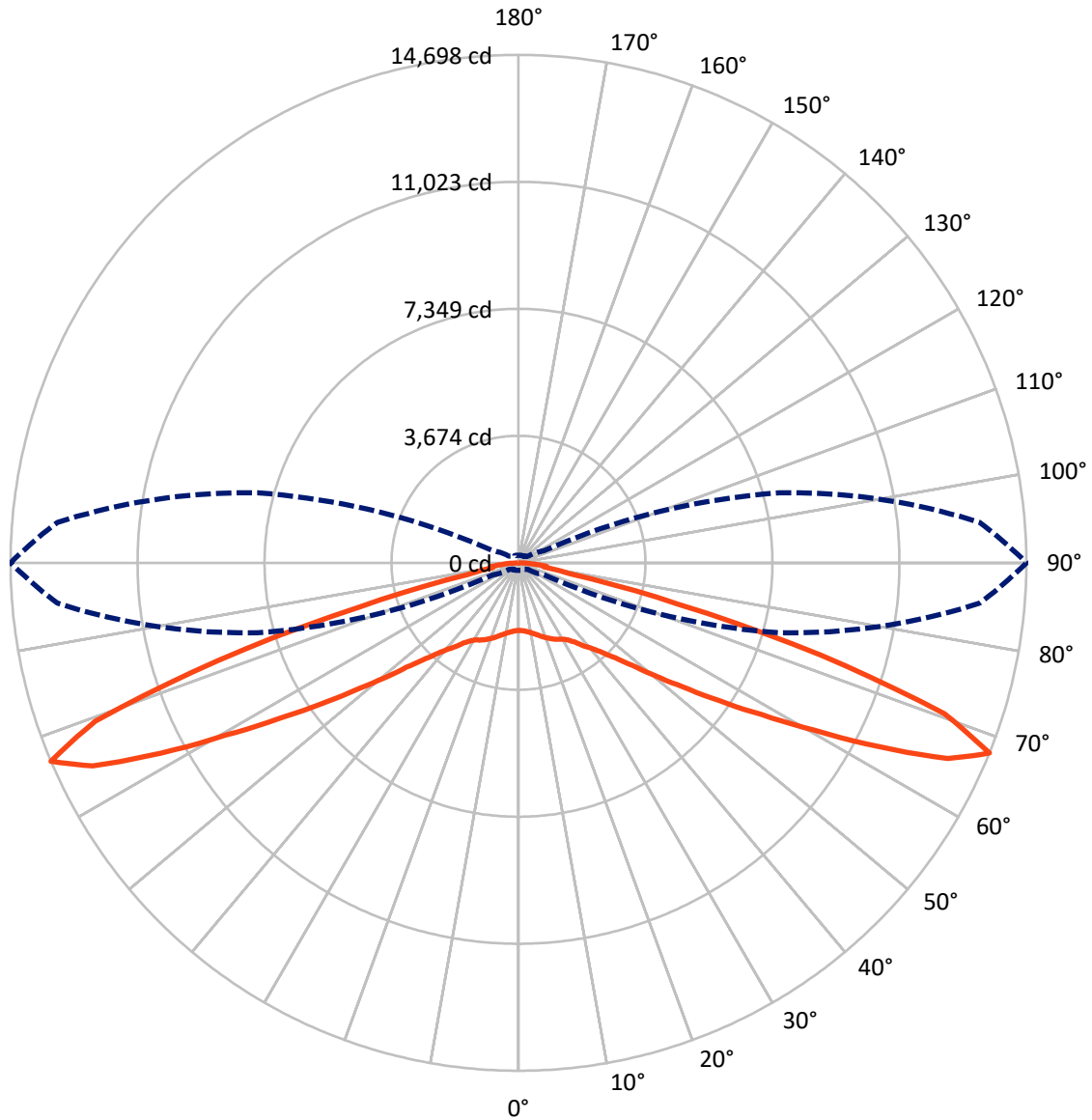
✕ Max cd
 - - - 1/2 Max cd



Based on 25 foot mounting height. Maximum calculated value = 3.3 fc
 Type I - Short - N/A

REPORT NUMBER: P648772
CATALOG NUMBER: GLAN-SA2C-835-U-T1

Luminous Intensity Polar Plot



— Vertical Plane Through 90-Deg Lateral - - - Horizontal Cone Through 67.5-Deg Vertical

REPORT NUMBER: P648772
 CATALOG NUMBER: GLAN-SA2C-835-U-T1

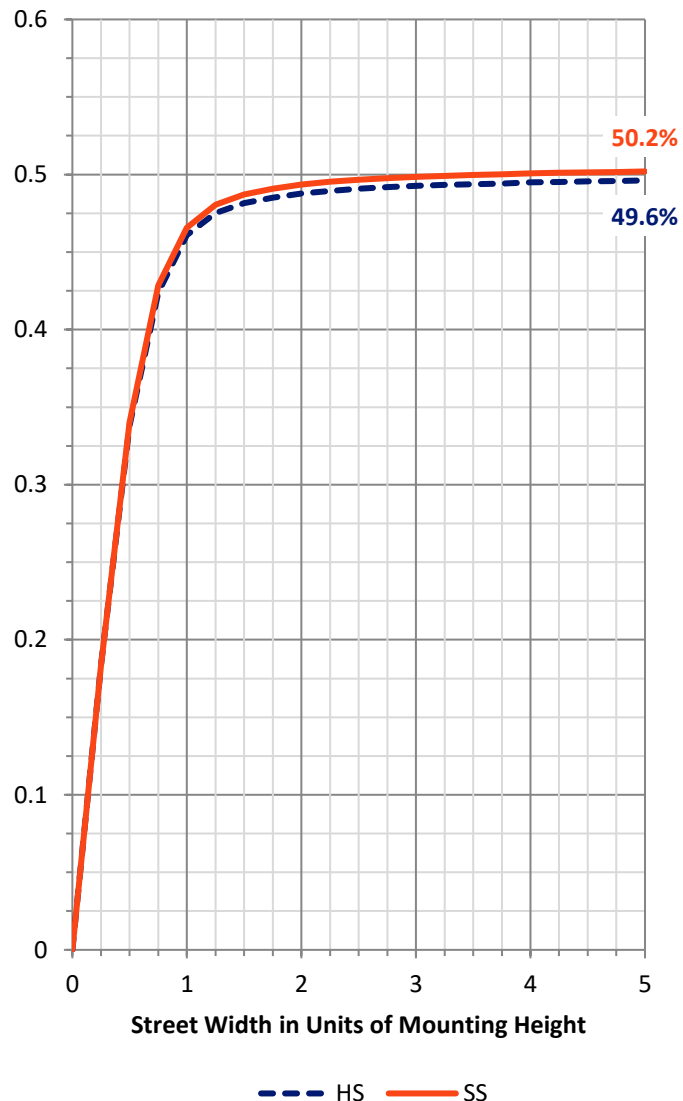
FLUX DISTRIBUTION:

		Downward	Upward	Total
House Side	Lumens	5525.2	0.0	5525.2
	% Fixture	50.0	0.0	50.0
Street Side	Lumens	5525.2	0.0	5525.2
	% Fixture	50.0	0.0	50.0
Total	Lumens	11050.5	0.0	11050.5
	% Fixture	100.0	0.0	100.0

ZONAL LUMENS:

Zone	Lumens	% Fixture
0°-10°	195.0	1.8
10°-20°	624.0	5.6
20°-30°	1044.5	9.5
30°-40°	1415.0	12.8
40°-50°	1792.3	16.2
50°-60°	2239.0	20.3
60°-70°	2631.9	23.8
70°-80°	1006.8	9.1
80°-90°	102.0	0.9
90°-100°	0.0	0.0
100°-110°	0.0	0.0
110°-120°	0.0	0.0
120°-130°	0.0	0.0
130°-140°	0.0	0.0
140°-150°	0.0	0.0
150°-160°	0.0	0.0
160°-170°	0.0	0.0
170°-180°	0.0	0.0
0°-90°	11050.5	100.0
0°-180°	11050.5	100.0

Coefficient of Utilization

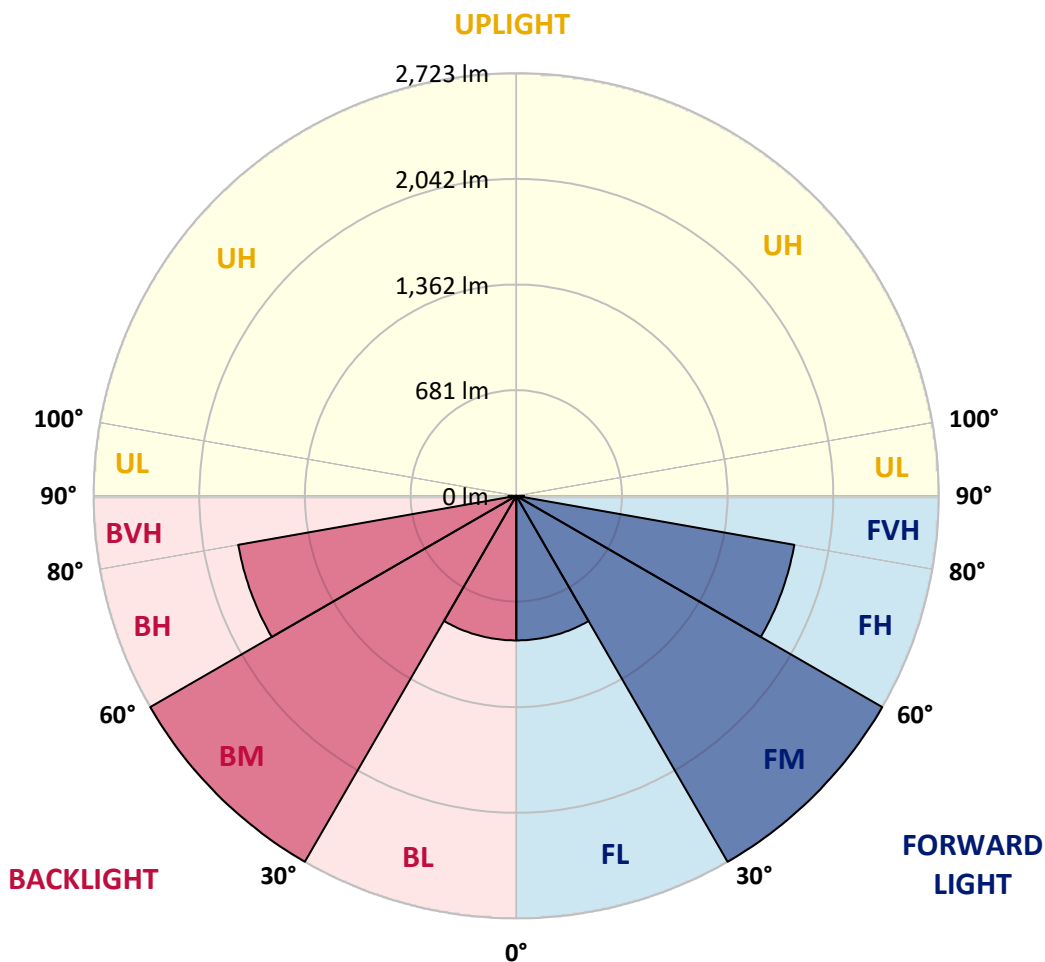


REPORT NUMBER: P648772
 CATALOG NUMBER: GLAN-SA2C-835-U-T1

LUMINAIRE CLASSIFICATION SYSTEM LUMEN TABLE AND BUG RATING:

Zone	Lumens	% Fixture	Zone Rating/Lumen Limit		
			B	U	G
FL (0°-30°)	931.8	8.4			
FM (30°-60°)	2723.1	24.6			
FH (60°-80°)	1819.3	16.5			G2/5000
FVH (80°-90°)	51.0	0.5			G1/100
BL (0°-30°)	931.8	8.4	B2/1000		
BM (30°-60°)	2723.1	24.6	B3/5000		
BH (60°-80°)	1819.3	16.5	B3/2500		G3/2500
BVH (80°-90°)	51.0	0.5			G1/100
UL (90°-100°)	0.0	0.0		U0/0	
UH (100°-180°)	0.0	0.0		U0/0	

BUG Rating: B3-U0-G3
 Type I Short





REPORT NUMBER: P648772
 CATALOG NUMBER: GLAN-SA2C-835-U-T1

CANDELA DISTRIBUTION (FULL):

	0°	5°	15°	25°	35°	45°	55°	65°	75°	85°	90°
0°	1956.2	1956.2	1956.2	1956.2	1956.2	1956.2	1956.2	1956.2	1956.2	1956.2	1956.2
2.5°	1981.4	1980.1	1980.8	1980.1	1982.0	1980.8	1973.4	1967.3	1962.4	1963.0	1961.2
5°	2023.6	2024.2	2024.8	2021.8	2026.0	2023.6	2012.0	2002.2	1992.3	1988.7	1987.5
7.5°	2058.5	2061.6	2063.4	2066.4	2073.8	2073.8	2067.7	2053.6	2032.1	2019.9	2019.3
10°	2093.4	2095.8	2101.3	2111.1	2123.3	2134.9	2132.5	2113.6	2086.0	2065.2	2060.3
12.5°	2105.6	2108.6	2127.0	2155.1	2182.7	2205.3	2205.3	2190.1	2154.5	2122.7	2113.6
15°	2062.7	2068.3	2101.3	2161.2	2233.5	2283.1	2294.0	2272.7	2234.7	2185.7	2174.7
17.5°	1977.7	1991.2	2039.5	2128.2	2248.1	2351.0	2382.7	2372.4	2323.4	2261.0	2248.1
20°	1886.5	1901.2	1952.6	2070.1	2235.9	2390.7	2483.1	2485.6	2425.0	2334.4	2315.5
22.5°	1786.2	1797.2	1863.3	2001.0	2199.2	2399.9	2569.4	2611.6	2529.6	2407.9	2380.9
25°	1673.6	1685.8	1754.9	1903.6	2130.1	2389.5	2648.3	2741.4	2639.2	2486.2	2452.0
27.5°	1565.8	1570.8	1644.8	1796.0	2038.9	2362.6	2706.5	2860.7	2760.3	2551.1	2507.6
30°	1462.5	1474.1	1539.5	1688.9	1934.2	2309.9	2756.6	2996.5	2890.7	2619.0	2563.3
32.5°	1352.9	1367.0	1438.0	1589.1	1829.6	2231.0	2787.2	3145.2	3072.4	2729.1	2669.8
35°	1247.7	1256.9	1328.4	1475.3	1727.5	2139.2	2792.7	3312.9	3306.8	2896.2	2817.2
37.5°	1140.0	1153.4	1225.6	1366.4	1619.1	2041.9	2765.2	3490.9	3589.5	3128.1	3043.1
40°	1036.6	1048.2	1119.2	1261.2	1496.2	1923.2	2699.8	3653.7	3919.3	3366.7	3246.2
42.5°	924.0	927.1	1004.7	1149.1	1375.6	1785.6	2605.5	3798.7	4287.1	3686.8	3536.8
45°	796.1	804.1	876.3	1018.2	1237.3	1631.4	2477.6	3918.7	4753.4	4130.4	3926.0
47.5°	668.2	674.9	741.0	881.2	1086.2	1454.5	2280.6	4023.9	5231.8	4694.0	4426.0
50°	543.4	547.1	600.9	725.1	916.0	1268.5	2036.4	4057.6	5772.7	5491.9	5149.9
52.5°	429.6	435.0	476.1	573.4	734.3	1048.8	1772.7	3974.4	6404.2	6437.9	5955.7
55°	348.2	350.0	380.6	452.2	573.9	818.7	1454.5	3742.4	7083.5	7650.1	7035.2
57.5°	299.8	301.1	318.2	358.0	441.8	617.4	1128.4	3303.7	7693.5	9070.4	8279.8
60°	272.3	272.9	282.7	305.9	350.0	473.6	808.4	2684.4	8295.7	10650.9	9826.6
62.5°	255.2	255.2	261.9	274.8	296.1	363.5	585.6	1936.7	8708.1	12254.7	11733.4
65°	238.7	238.7	243.5	252.8	264.3	297.4	432.6	1263.0	8697.7	13422.9	13651.1
67.5°	219.7	219.7	223.3	232.6	239.3	255.8	334.1	827.3	7812.9	13397.2	14697.5
70°	197.0	197.0	201.9	209.9	215.4	225.8	263.7	566.0	5739.7	11439.1	13071.0
72.5°	174.4	175.0	178.1	186.0	190.3	196.5	219.1	396.5	3520.9	7789.0	9139.5
75°	149.3	150.5	153.6	161.5	165.2	167.6	184.8	282.7	1781.2	4199.5	4781.5
77.5°	120.6	123.0	124.8	133.4	135.9	139.5	152.4	204.4	782.1	1509.0	1522.5
80°	88.1	91.1	96.7	104.6	106.5	108.9	116.3	145.0	354.3	689.0	748.4
82.5°	64.8	69.1	62.4	72.8	72.8	69.8	82.0	97.3	162.8	682.3	816.3
85°	35.5	36.1	32.4	37.3	39.8	39.2	43.5	47.8	78.9	455.2	469.3
87.5°	8.5	9.2	9.8	11.6	14.1	14.1	15.3	13.5	25.7	147.4	84.4
90°	0.0	0.0	0.0	0.0	0.0	0.0	0.0	0.0	0.0	0.0	0.0

(END OF REPORT)